







Test-Taking Strategies



Adapted from Matt Guffey, Longridge Elementary School



“Jail” the Detail!

- Highlight, underline, or circle the details in the questions. This helps you focus on exactly what the question is asking you to do.

Mr. Detail



Be Slick and Predict!

- Predict what the answer is **BEFORE** you read the choices.



Slash the Trash!

- Read ALL of the answer choices! Eliminate any choice(s) that you know are not the correct answer. The choice is obviously “trash!”




Plug it in, Plug it in!

- Once you have chosen your answer, plug it in and make sure that it makes sense! (this works really well with vocabulary questions).




Be Smart With Charts & Zap the Maps!

- Charts and Maps provide information that you can use to answer questions! Analyze **ALL** information provided before answering the questions!




Extra! Extra! Read All About It!

- If the directions say read.... READ! Pay close attention to signal words in the directions, such as *explain*, *interpret*, and *compare*.



Be a Whiz...with the Grid!

- Beware! If the answer is not bubbled in exactly right... YIKES! It will be wrong!




Keep On Keeping On!

- If you get to a couple of questions that you just don't know, don't give up! Keep trying your best!



If you **SNOOZE**, You will **LOSE!**

- Don't leave a question unanswered. You will not have **ANY** chance of getting it right.



“UNPACK” the Question!

Underline key words


Number the parts of the ?

Plan how you will answer

AnsWER using specific details

Check off each part as you do it

Keep up the great work



Check It Out!

- When you have completed the test, go back and check your work!

